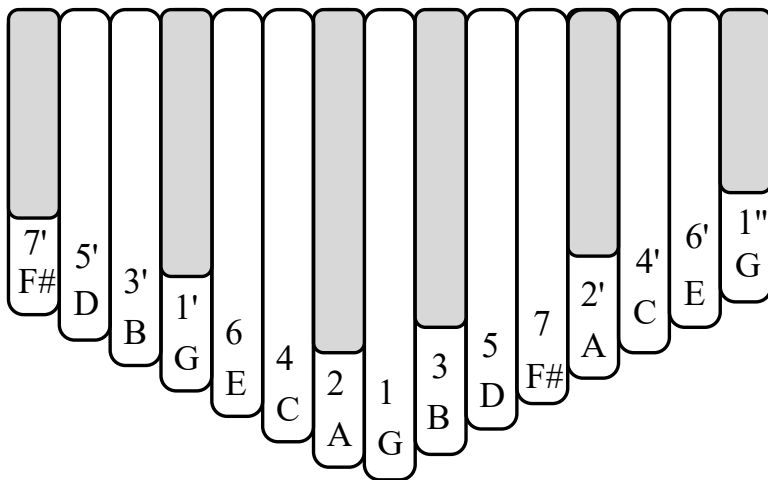


The Big Vibration

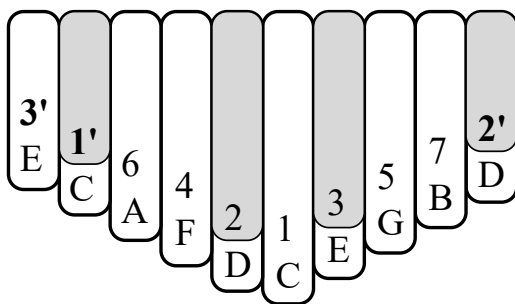
Kalimba Tablature for Alto Kalimba, 17-Note Kalimba in C, and 10-Note Kalimba in C. [See the original Video on YouTube.](#) Here are the tunings and painting systems used in this download:

[Learn more at Kalimba Magic.](#)

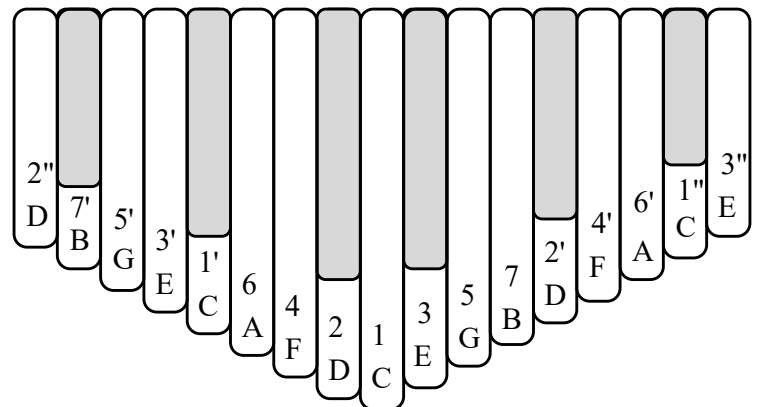
Alto Kalimba, Standard G Tuning



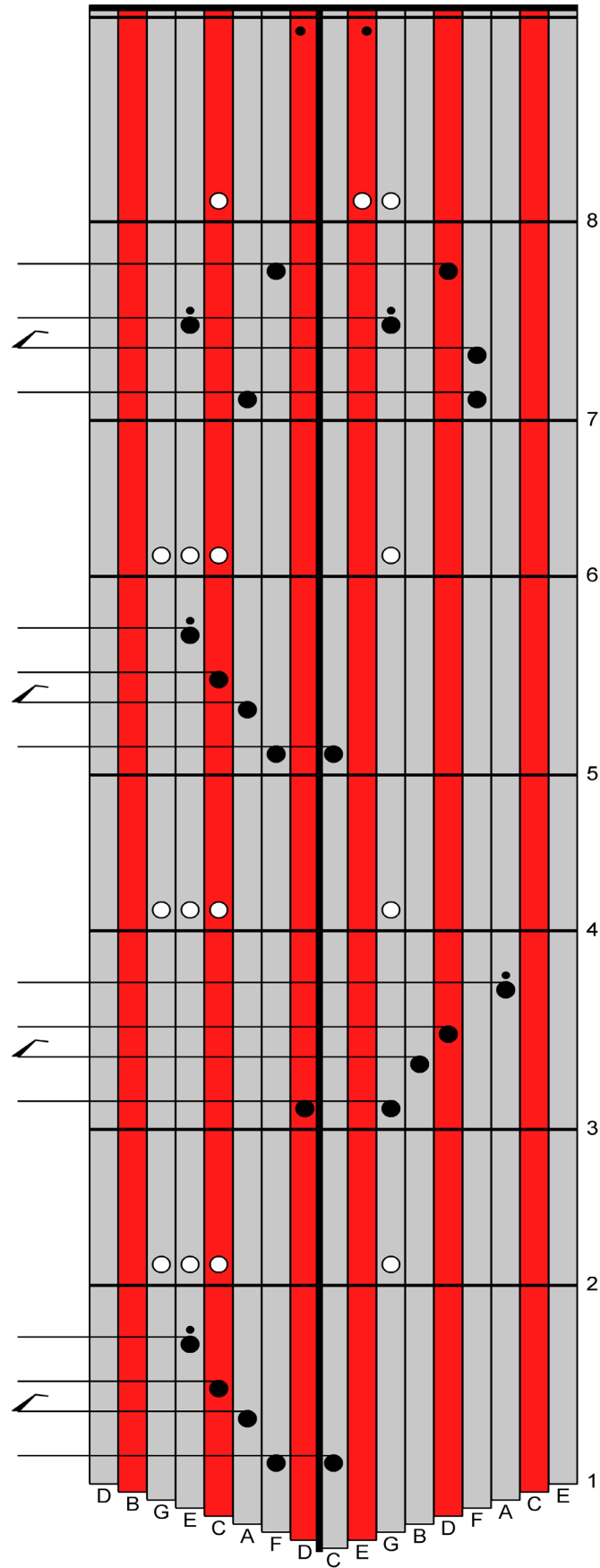
10-Note Kalimba in C



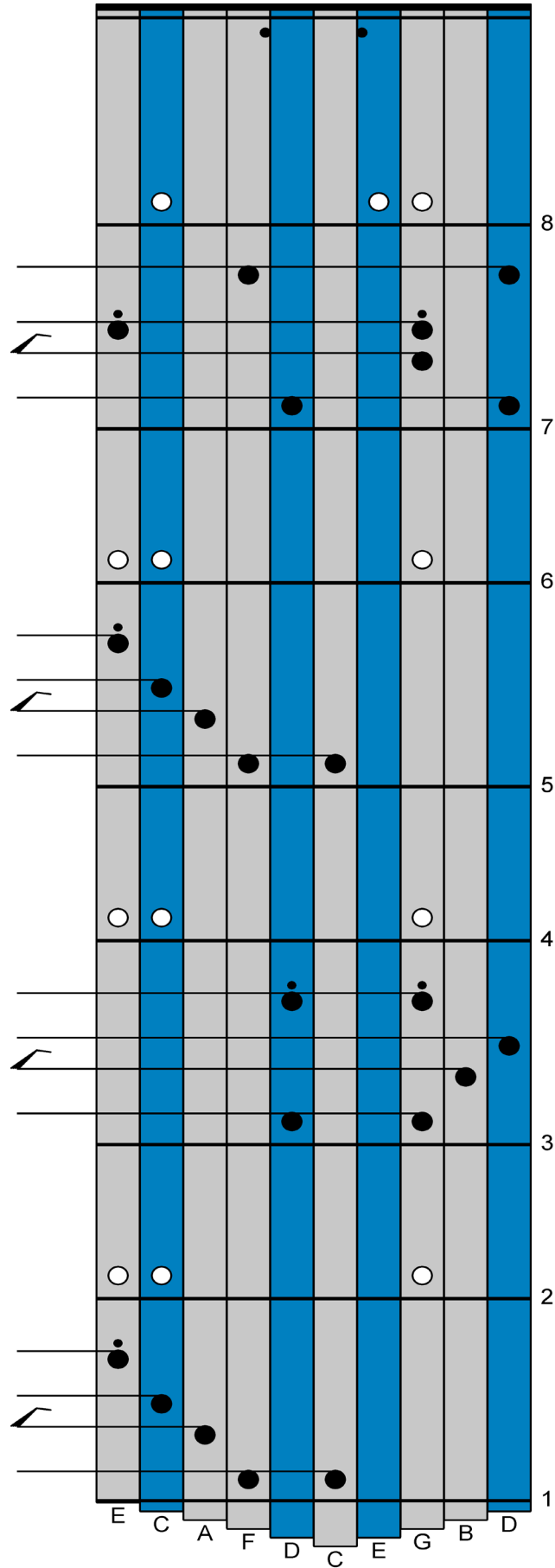
17-Note Kalimba in C, Standard Tuning



"The Big Vibration" Introduction -17-Note Kalimba in C



"The Big Vibration" Introduction - 10-Note Kalimba in C



"The Big Vibration" by Mark Holdaway, for ALTO KALIMBA p 1/3

T=145

F# D B G E C A G B D F# A C E G

F# D B G E C A G B D F# A C E G

"The Big Vibration" by Mark Holdaway, for ALTO KALIMBA p 2/3

Diagram of the kalimba fretboard for measures 9-12. The fretboard is divided into four systems of four frets each. Measure 9 is the bottom system, 10 is the second, 11 is the third, and 12 is the top system. A vertical line is drawn between frets 5 and 6. Fret numbers 9-12 are on the right. Fret names F#, D, B, G, E, C, A, G, B, D, F#, A, C, E, G are at the bottom.

Diagram of the kalimba fretboard for measures 13-16. The fretboard is divided into four systems of four frets each. Measure 13 is the bottom system, 14 is the second, 15 is the third, and 16 is the top system. A vertical line is drawn between frets 5 and 6. Fret numbers 13-16 are on the right. Fret names F#, D, B, G, E, C, A, G, B, D, F#, A, C, E, G are at the bottom.

"The Big Vibration" by Mark Holdaway, for ALTO KALIMBA p 3/3

Diagram of the kalimba fretboard for measures 17, 18, 19, and 20. The fretboard is divided into four measures by horizontal lines. The frets are numbered 17, 18, 19, and 20 on the right side. The strings are labeled at the bottom: F#, D, B, G, E, C, A, G, B, D, F#, A, C, E, G. The diagram shows the following notes:

Measure	Fret	String	Note
17	17	1	F#
		2	D
		3	B
		4	G
		5	E
		6	C
	18	1	A
		2	G
		3	B
		4	D
		5	F#
		6	A
19	19	1	A
		2	G
		3	B
		4	D
		5	F#
		6	A
	20	1	A
		2	G
		3	B
		4	D
		5	F#
		6	A

Diagram of the kalimba fretboard for measures 21 and 22. The fretboard is divided into two measures by horizontal lines. The frets are numbered 21 and 22 on the right side. The strings are labeled at the bottom: F#, D, B, G, E, C, A, G, B, D, F#, A, C, E, G. The diagram shows the following notes:

Measure	Fret	String	Note
21	21	1	F#
		2	D
		3	B
		4	G
		5	E
		6	C
	22	1	A
		2	G
		3	B
		4	D
		5	F#
		6	A

"The Big Vibration" by Mark Holdaway, for C/17 Kalimba p 1/3

T=145

Diagram showing the first four measures of the piece. The fretboard is marked with red vertical bars indicating fretted notes. A thick black vertical line is drawn at fret 10. Measure numbers 1, 2, 3, and 4 are indicated on the right side of the diagram. Note names (D, B, G, E, C, A, F, D, C, E, G, B, D, F, A, C, E) are listed at the bottom of the fretboard.

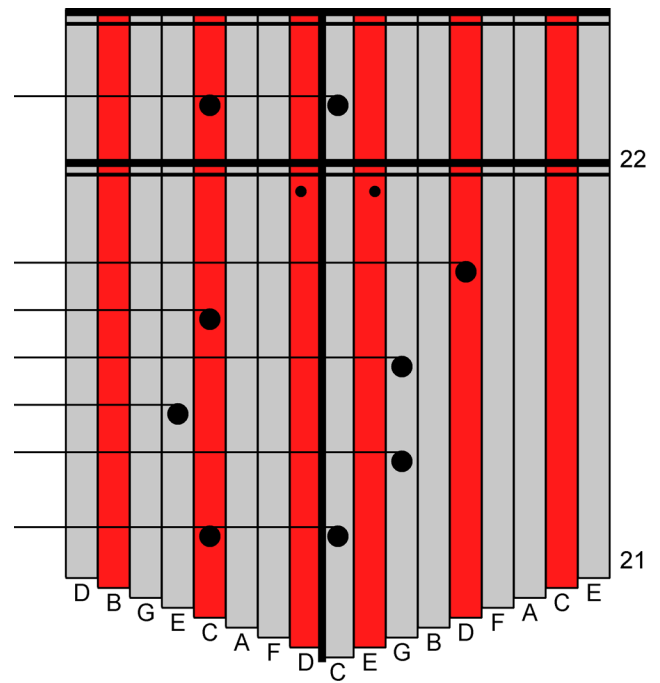
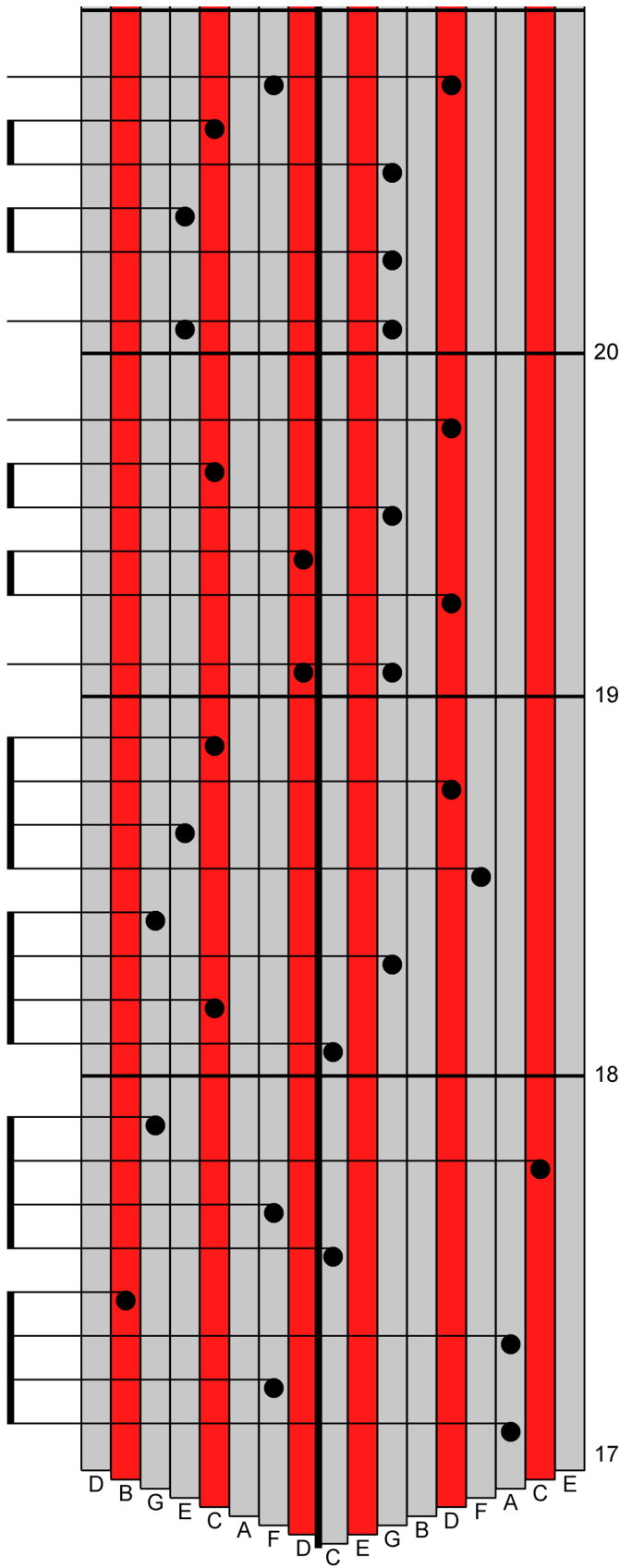
Diagram showing the next four measures of the piece. The fretboard is marked with red vertical bars indicating fretted notes. A thick black vertical line is drawn at fret 10. Measure numbers 5, 6, 7, and 8 are indicated on the right side of the diagram. Note names (D, B, G, E, C, A, F, D, C, E, G, B, D, F, A, C, E) are listed at the bottom of the fretboard.

"The Big Vibration" by Mark Holdaway, for C/17 Kalimba p 2/3

Diagram showing the fretboard layout for measures 9 through 12. The fretboard is divided into four systems of four frets each. Red vertical bars indicate fretted notes. A thick black vertical line is at fret 12. Measure numbers 9, 10, 11, and 12 are on the right. Note names D, B, G, E, C, A, F, D, C, E, G, B, D, F, A, C, E are at the bottom.

Diagram showing the fretboard layout for measures 13 through 16. The fretboard is divided into four systems of four frets each. Red vertical bars indicate fretted notes. A thick black vertical line is at fret 12. Measure numbers 13, 14, 15, and 16 are on the right. Note names D, B, G, E, C, A, F, D, C, E, G, B, D, F, A, C, E are at the bottom.

"The Big Vibration" by Mark Holdaway, for C/17 Kalimba p 3/3



"The Big Vibration" by Mark Holdaway, for C/10 Kalimba p 1/2

Diagram of the first five measures of the piece. The fretboard is divided into five measures, numbered 1 to 5. The notes for each measure are: Measure 1: E, C, A, F, D, C, E, G, B, D; Measure 2: E, C, A, F, D, C, E, G, B, D; Measure 3: E, C, A, F, D, C, E, G, B, D; Measure 4: E, C, A, F, D, C, E, G, B, D (with a slur over the last four notes); Measure 5: E, C, A, F, D, C, E, G, B, D. The fretboard is color-coded with blue and grey vertical bars.

Diagram of the next five measures of the piece, numbered 6 to 10. The notes for each measure are: Measure 6: E, C, A, F, D, C, E, G, B, D; Measure 7: E, C, A, F, D, C, E, G, B, D; Measure 8: E, C, A, F, D, C, E, G, B, D; Measure 9: E, C, A, F, D, C, E, G, B, D; Measure 10: E, C, A, F, D, C, E, G, B, D. The fretboard is color-coded with blue and grey vertical bars.

T=145

"The Big Vibration" by Mark Holdaway, for C/10 Kalimba p 2/2

Diagram of the left side of a C/10 Kalimba fretboard for measures 11 through 15. The fretboard is divided into five measures, each with a vertical bar indicating the fret position. The fret positions are labeled at the bottom: E, C, A, F, D, C, E, G, B, D. The fretboard is divided into five measures, each with a vertical bar indicating the fret position. The fret positions are labeled at the bottom: E, C, A, F, D, C, E, G, B, D. The fretboard is divided into five measures, each with a vertical bar indicating the fret position. The fret positions are labeled at the bottom: E, C, A, F, D, C, E, G, B, D.

Diagram of the right side of a C/10 Kalimba fretboard for measures 16 through 20. The fretboard is divided into five measures, each with a vertical bar indicating the fret position. The fret positions are labeled at the bottom: E, C, A, F, D, C, E, G, B, D. The fretboard is divided into five measures, each with a vertical bar indicating the fret position. The fret positions are labeled at the bottom: E, C, A, F, D, C, E, G, B, D. The fretboard is divided into five measures, each with a vertical bar indicating the fret position. The fret positions are labeled at the bottom: E, C, A, F, D, C, E, G, B, D.



[10-Note Kalimba in C](#)



[17-Note Kalimba in C](#)



[Hugh Tracey Alto Kalimba](#)