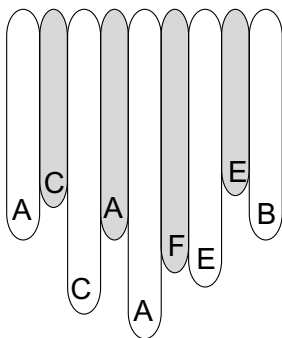


# The Sansula, a Magical New Kalimba

The Sansula, designed by Peter Hokema of Germany, is a beautiful new kalimba mounted on a frame drum. The spring steel tines and their attachment mechanism result in a beautiful tone, with sustain of up to 20 seconds. The Sansula comes tuned to produce mystical and enchanting music even if you have no experience playing music or the kalimba. Alternative tunings are provided on the back of this insert.

The Sansula's "wah-wah" sound is truly amazing. Start with the Sansula's frame flat on a magazine or a stack of papers, and play four or five notes in quick succession. As the notes sustain, keep the near edge of the frame drum down on the magazine and angle the far edge up, then back down. The tone of the notes will change as different overtones are emphasized by closing or opening the frame. Experiment with the different ways you can use this "wah-wah" effect to enhance the expression of your music.

Take care not to hit the drum skin hard, which could damage it, and don't expose the sansula to the sun or the weather. Once the skin breaks, that's it - it's just a kalimba with a skinless wood hoop. If the skin starts to develop a crack, you might try sealing the crack with superglue - it may work.

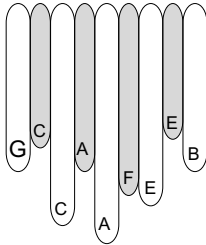


*Standard Tuning*

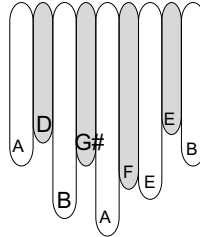
## Understanding the Standard Tuning:

Observe the five long (lower) tines. The A, C, E, and high A make an A minor chord, and if the B is added, it makes an A minor add 9 chord, which has a haunting quality to it. The four shorter (upper) tines, F, A, C, and E make a F Major 7 chord. If you leave off the E, it is just an F major chord. The F Major 7 and the A minor add 9 chords are the secret behind the Sansula's tuning - they sound beautiful together, and give the Sansula its enchanting quality. Another way to understand the tuning is to look at the relationship between the short notes and their longer neighbors. For example, slide from the short C and then play the long C an octave below.

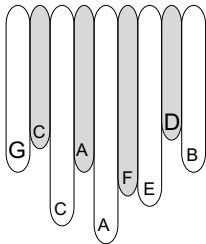
### G Tuning



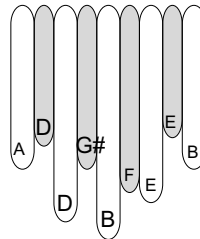
### Morocco Tuning 1



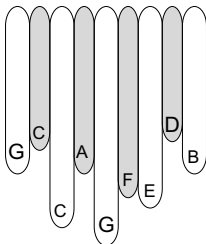
### G - D Tuning



### Morocco Tuning 2



### G - G - D Tuning



### Alternative Tunings:

The Sansula is an instrument designed to play its own song. If you get tired of that song, try exploring some of these other tunings. When retuning, don't loosen the screws. Hold the wooden kalimba while retuning, not the frame drum. Push the tine with the end of a Bic pen, or wiggle the tine while pulling. An electronic tuner will help you retune accurately.